

Upper Limb

Paediatric High Arm Sling

0315

0310

Description

An orthosis that can be used as a shoulder immobiliser or an arm sling. The sling can maintain the arm at 45° or 90°. The sling features an adjustable shoulder strap for elevation and a waist strap to limit shoulder movement and carry the weight of the arm across the back and shoulder for enhanced comfort.

Intended Purpose

To provide humeral support for an array of injuries and conditions, including: Post Trauma, Postoperative, Oedema control, Paralysis and Cerebral vascular accident.

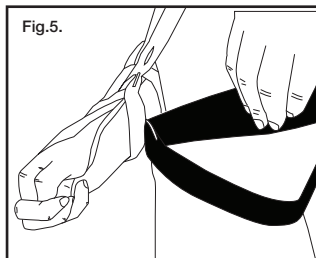
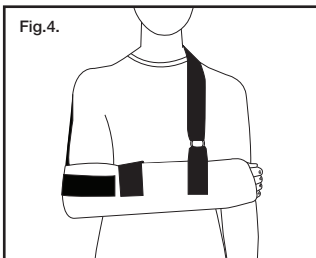
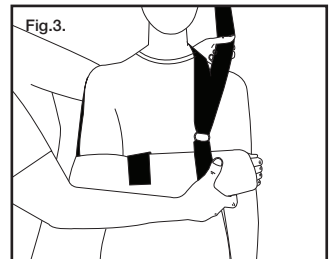
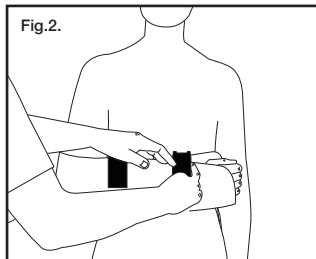
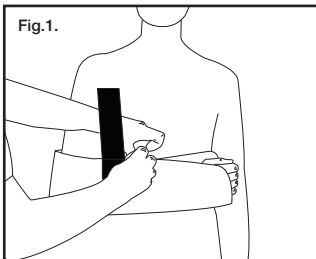
Sizing

Measure the length from two fingers below the elbow crease to the start of the little finger.

⚠ Fitting Instructions

We recommend the initial fitting of the device be conducted by a suitably qualified Healthcare Professional who will advise fitting, removal and period of use.

1. Place the injured arm into the sling, ensure the elbow and wrist are supported to avoid discomfort.
2. Hold the top of the sling closed and attach the securing strap to the front of the sling near the elbow, fold over and secure. **See Fig.1.**
3. Close the sling 5-7cm up from the wrist and secure the D-ring strap. Ensure the side facing D-ring is positioned on the inside of the sling. **See Fig.2.**
4. Run the shoulder strap up from the injured elbow, around the neck and over the uninjured shoulder. Feed the strap through the D-ring and secure at the back. Adjust the height as required. **See Fig.3.**
5. **To use as a Shoulder Immobiliser:** Follow previous steps then attach the immobilisation strap to the front of the sling 3-5cm away from the securing strap. **See Fig.4.**
6. Run the immobilisation strap around the waist and feed it through the D-ring. Secure with the hook and loop fastening. The strap can be trimmed if required. **See Fig.5.**



Contraindications

- Must not be used by individuals for whom compression is contraindicated
- Do not use on open wounds
- Any known allergy and/or hypersensitivity to any material listed in the product composition
- Caution should be used if prescribed to patients with diabetes, vascular deficiency and neuropathy

Warnings and Precautions

- Carefully read all instructions and warnings before use
- Follow all instructions to ensure proper performance of the brace
- Do not use if liniments, ointments, gels, creams or any other substances have been applied to the affected area
- Do not reuse for another patient, doing so risks cross-infection and can compromise product integrity
- To ensure the straps are not over tightened, perform regular skin and circulation checks, especially for patients with diabetes, vascular deficiencies and neurological conditions
- Should any adverse reactions occur, please remove, do not use and contact your healthcare professional or provider
- Check brace and all components for wear and tear
- The hook and loop fasteners must always be fastened when the device is not being worn or when being washed
- The durability of the device may be compromised by certain factors, e.g. objects with sharp edges or damage to the hook and loop fasteners

Washing and care instructions

- Cover all the hook and loop straps
- Hand wash the brace in cool water using a mild detergent
- Rinse and air dry flat
- Do not spin or tumble dry
- Do not use fabric conditioner at any time
- Check for any degradation that may affect use
- Periodically check the hook and loop straps are operating securely

Product composition

Velfoam, Hook and Loop, Aluminum

Storage and transport conditions

Store in a cool, dry place out of direct sunlight, in the original packaging.

Recycling and disposal

Packaging and constituent parts should be recycled or safely disposed of in accordance with local or national laws.

Serious incident

Report any serious incident to the manufacturer and the competent authority of the EU Member State, or Country in which you reside.

Wash symbols



Hand wash



Dry flat



Do not tumble dry



Do not bleach



Do not dry clean



Do not iron



Beagle Orthopaedic

Prospect Building, Duttons Way, Shadsworth Business Park, Blackburn, BB1 2QR

e: info@beagleortho.com t: +44 (0) 1254 268 788 w: beagleortho.co.uk



This Medical Device conforms to the requirements of Regulation (EU) 2017/745 of the European Parliament and of the council of 5 April 2017



International Associates Auditing & Certification Limited

The Black Church, St. Mary's Place, Dublin, D07 P4AX