

Knee & Lower Limb

Fabric Hip Spica		
FHS/3L	FHS/5L	FHS/7L
FHS/3R	FHS/5R	FHS/7R

Description

An orthosis constructed from a Velfoam material with an elastic pelvic section and thigh wrap. Reinforced T-bar leatherette pockets contain eight aluminium removable, malleable stays to aid in the control of abduction and adduction. The pockets feature touch and close fastenings making it easy to don and doff.

Intended Purpose

To provide hip support for an array of injuries and conditions, including Pre or Postoperative treatment for: As prophylaxis following Newport Hip, Frail patients who cannot tolerate a more rigid orthosis.

Sizing

Measure the circumference of the hips and the circumference at mid-thigh.

⚠ Fitting Instructions

We recommend the initial fitting of the device be conducted by a suitably qualified Healthcare Professional who will advise fitting, removal and period of use.

1. The removable steels can be shaped to accommodate the patients anatomy if needed. **See Fig.1.**
2. Offer the hip section of the brace up to the patients waist
3. Wrap the hip section of the brace around the patients hip and secure with the hook and loop fastening. **See Fig.2.**
4. Secure the thigh section with the hook and loop fastening. **See Fig.3.**



Contraindications

- Must not be used by individuals for whom compression is contraindicated
- Do not use on open wounds
- Any known allergy and/or hypersensitivity to any material listed in the product composition
- Caution should be used if prescribed to patients with diabetes, vascular deficiency and neuropathy

Warnings and Precautions

- Carefully read all instructions and warnings before use
- Follow all instructions to ensure proper performance of the brace
- Do not use if liniments, ointments, gels, creams or any other substances have been applied to the affected area
- Do not reuse for another patient, doing so risks cross-infection and can compromise product integrity
- To ensure the straps are not over tightened, perform regular skin and circulation checks, especially for patients with diabetes, vascular deficiencies and neurological conditions
- Should any adverse reactions occur, please remove, do not use and contact your healthcare professional or provider
- Check brace and all components for wear and tear
- The hook and loop fasteners must always be fastened when the device is not being worn or when being washed
- The durability of the device may be compromised by certain factors, e.g. objects with sharp edges or damage to the hook and loop fasteners
- Do not bend the hinges within 25mm of the hinge centre

Washing and care instructions

- Cover all the hook and loop straps and remove metal hinges
- Hand wash the brace in cool water using a mild detergent
- Rinse and air dry flat
- Do not spin or tumble dry
- Do not use fabric conditioner at any time
- Check for any degradation that may affect use
- Periodically check the hook and loop straps are operating securely
- Before using the brace again, replace the metal hinges

Product composition

Velfoam, Elastic, Aluminium, Hook and Loop, Latex

Storage and transport conditions

Store in a cool, dry place out of direct sunlight, in the original packaging.

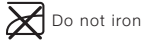
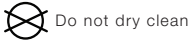
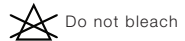
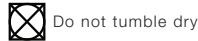
Recycling and disposal

Packaging and constituent parts should be recycled or safely disposed of in accordance with local or national laws.

Serious incident

Report any serious incident to the manufacturer and the competent authority of the EU Member State, or Country in which you reside.

Wash symbols



Prospect Building, Duttons Way, Shadsworth Business Park, Blackburn, BB1 2QR

e: info@beagleortho.com t: +44 (0) 1254 268 788 w: beagleortho.co.uk

