

# Hand / Wrist

Abducted Wrist Thumb Wrap		
AWTB/3L	AWTB/5L	AWTB/7L
AWTB/3R	AWTB/5R	AWTB/7R

## Description

An orthosis for support and stabilisation of the wrist and thumb. The conformable stay and straps aid stabilisation.

## Intended Purpose

To provide wrist and thumb support for an array of injuries and conditions, including Pre or Postoperative treatment for: CMC ligament sprains / strains, Tendonitis, Repetitive strain injuries, Rheumatoid arthritis

## Sizing

Measure the wrist circumference at the narrowest point, choose the correct size for fit and therapeutic benefit.

## Fitting Instructions

We recommend the initial fitting of the device be conducted by a suitably qualified Healthcare Professional who will advise fitting, removal and period of use.

1. Undo all hook and loop straps
2. Place the thumb through the thumb sleeve of the support
3. Wrap the longest length of wrap over the back of the hand and around the wrist, take care to keep the short length of wrap flat against the palm
4. Fasten wrist hook and loop strap around the wrist to ensure a snug fit

## Contraindications

- Must not be used by individuals for whom compression is contraindicated
- Do not use on open wounds
- Any known allergy and/or hypersensitivity to any material listed in the product composition
- Caution should be used if prescribed to patients with diabetes, vascular deficiency and neuropathy

## Warnings and Precautions

- Carefully read all instructions and warnings before use
- Follow all instructions to ensure proper performance of the brace
- Do not use if liniments, ointments, gels, creams or any other substances have been applied to the affected area
- Do not reuse for another patient, doing so risks cross-infection and can compromise product integrity
- To ensure the straps are not over tightened, perform regular skin and circulation checks, especially for patients with diabetes, vascular deficiencies and neurological conditions
- Should any adverse reactions occur, please remove, do not use and contact your healthcare professional or provider
- Check brace and all components for wear and tear
- The hook and loop fasteners must always be fastened when the device is not being worn or when being washed
- The durability of the device may be compromised by certain factors, e.g. objects with sharp edges or damage to the hook and loop fasteners

## Washing and care instructions

- Cover all the hook and loop straps
- Hand wash the brace in cool water using a mild detergent
- Rinse and air dry flat
- Do not spin or tumble dry
- Do not use fabric conditioner at any time
- Check for any degradation that may affect use
- Periodically check the hook and loop straps are operating securely

**Product composition**

Neoprene, Hook and Loop

**Storage and transport conditions**

Store in a cool, dry place out of direct sunlight, in the original packaging.

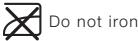
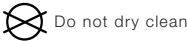
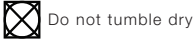
**Recycling and disposal**

Packaging and constituent parts should be recycled or safely disposed of in accordance with local or national laws.


**Serious incident**


Report any serious incident to the manufacturer and the competent authority of the EU Member State, or Country in which you reside.

**Wash symbols**



 **Beagle Orthopaedic**  
Prospect Building, Duttons Way, Shadsworth Business Park, Blackburn, BB1 2QR  
e: [info@beagleortho.com](mailto:info@beagleortho.com) t: +44 (0) 1254 268 788 w: [beagleortho.com](http://beagleortho.com)

 This Medical Device conforms to the requirements of Regulation (EU) 2017/745 of the European Parliament and of the council of 5 April 2017

 **International Associates Auditing & Certification Limited**  
The Black Church, St. Mary's Place, Dublin, D07 P4AX