

Hand / Wrist

Bea Brace 7" & 9" Wrist Brace				
BEAB7/2L	BEAB7/3L	BEAB7/5L	BEAB7/7L	BEAB7/8L
BEAB7/2R	BEAB7/3R	BEAB7/5R	BEAB7/7R	BEAB7/8R
BEAB7/2L/SGL	BEAB7/3L/SGL	BEAB7/5L/SGL	BEAB7/7L/SGL	BEAB7/8L/SGL
BEAB7/2R/SGL	BEAB7/3R/SGL	BEAB7/5R/SGL	BEAB7/7R/SGL	BEAB7/8R/SGL
BEAB9/3L	BEAB9/5L	BEAB9/7L	BEAB9/8L	
BEAB9/3R	BEAB9/5R	BEAB9/7R	BEAB9/8R	
BEAB9/3L/SGL	BEAB9/5L/SGL	BEAB9/7L/SGL	BEAB9/8L/SGL	
BEAB9/3R/SGL	BEAB9/5R/SGL	BEAB9/7R/SGL	BEAB9/8R/SGL	

Description

An orthosis for support and stabilisation of the wrist. The conformable stay and straps aid stabilisation.

Intended Purpose

To provide wrist support for an array of injuries and conditions, including Pre or Postoperative treatment for: Healing fractures, Strains, Repetitive strain injuries, Rheumatoid arthritis, Carpal tunnel syndrome.

Sizing

Measure the wrist circumference at the narrowest point, choose the correct size for fit and therapeutic benefit.

Fitting Instructions

We recommend the initial fitting of the device be conducted by a suitably qualified Healthcare Professional who will advise fitting, removal and period of use.

1. Undo all hook and loop straps
2. Remove the aluminium palmar bar and place the bar along the underside of the wrist onto the palm, bend as required to mimic the anatomical shape
3. Reinsert the palmar bar ensuring it is secured under the leatherette tab
4. Place the brace on the underside of the wrist and align palmar bar to the palm
5. Fasten hook and loop straps to ensure a snug fit

Contraindications

- Must not be used by individuals for whom compression is contraindicated
- Do not use on open wounds
- Any known allergy and/or hypersensitivity to any material listed in the product composition

Warnings and Precautions

- Carefully read all instructions and warnings before use
- Follow all instructions to ensure proper performance of the brace
- Do not use if liniments, ointments, gels, creams or any other substances have been applied to the affected area
- Do not re use the brace for another patient. Doing so risks cross-infection and can compromise product integrity
- To ensure the straps are not over tightened, perform regular skin and circulation checks, especially for patients with diabetes, vascular deficiencies and neurological conditions
- Should any adverse reactions occur, please remove, do not use and contact your healthcare professional or provider
- Check the brace and all components for wear and tear
- The hook and loop fasteners must always be fastened, when the device is not being worn or washed
- The durability of the device may be compromised by certain factors, e.g. objects with sharp edges or damage to the hook and loop fasteners

Washing and care instructions

- Cover all the hook and loop straps and remove metal bar
- Hand wash the brace in cool water using a mild detergent
- Rinse and air dry flat
- Do not spin or tumble dry
- Do not use fabric conditioner at any time
- Check for any degradation that may affect use
- Periodically check the hook and loop straps are operating securely
- Before using the brace again, replace the metal bar the correct way round and tuck under the tab of the leatherette

Product composition

Neoprene, Aluminium, Hook and Loop, Leatherette

Storage and transport conditions

Store in a cool, dry place out of direct sunlight and in the original packaging.

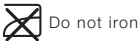
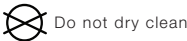
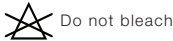
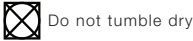
Recycling and disposal

Packaging and constituent parts should be recycled or safely disposed of in accordance with local or national laws.


Serious incident

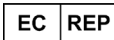
Report any serious incident to the manufacturer and the competent authority of the EU Member State, or Country in which you reside.

Wash symbols



 **Beagle Orthopaedic**
Prospect Building, Duttons Way, Shadsworth Business Park, Blackburn, BB1 2QR
e: info@beagleortho.com t: +44 (0) 1254 268 788 w: beagleortho.com

 This Medical Device conforms to the requirements of Regulation (EU) 2017/745 of the European Parliament and of the council of 5 April 2017

 **International Associates Auditing & Certification Limited**
The Black Church, St. Mary's Place, Dublin, D07 P4AX